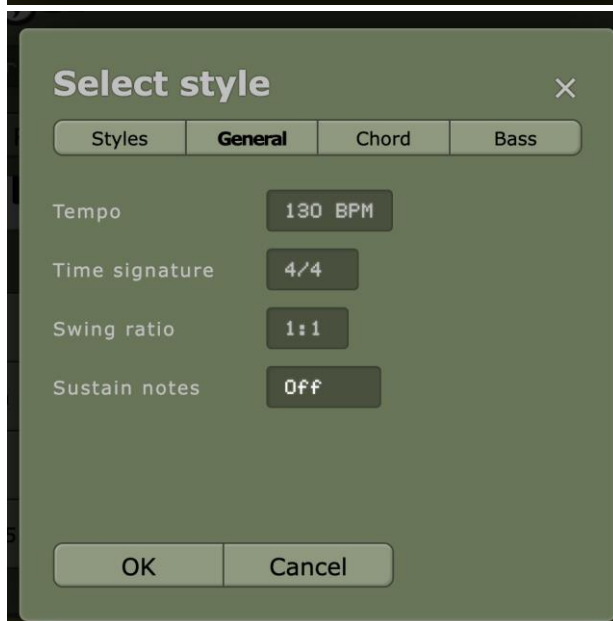
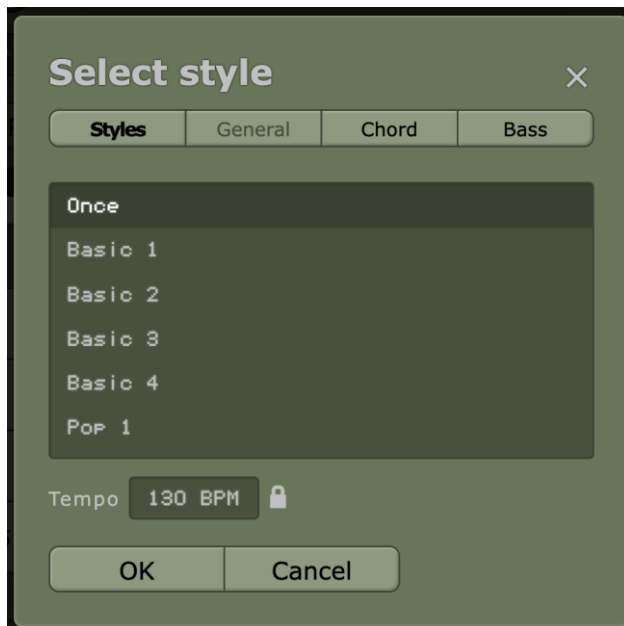


## CHORD PLAYER SETTINGS – LINK TO THE PLAYER BELOW



- Volume: 100
- Instrument: You can only use Double Bass, Synth Pad 1, Grand Piano, and Perc Organ
- Style: See page 2
- Scale: C Harmonic Minor
- Hover over the keys and slide the blue and red sliders to play the chords/bass in different octaves
- Drag the chords into the Chord Progression window to have them play in sequence
- The player gives you the ability to record and export to WAV
- Or you can use Loopback & Audacity to record audio straight from your browser window

## The STYLES tab on the MAIN WINDOW



Select style

×

Styles

General

Chord

Bass



None

Once

Whole bar

Half bar

PULSE

Backbeat

Vel 

70

 Tones 

Auto

 Roll 

0

☐ Inversions

☐ Spread

☐ Double

☐ Seamless change

OK

Cancel



Select style


×

Styles

General

Chord

Bass



None

Once

Whole bar

Half bar

PULSE

Backbeat

Vel 

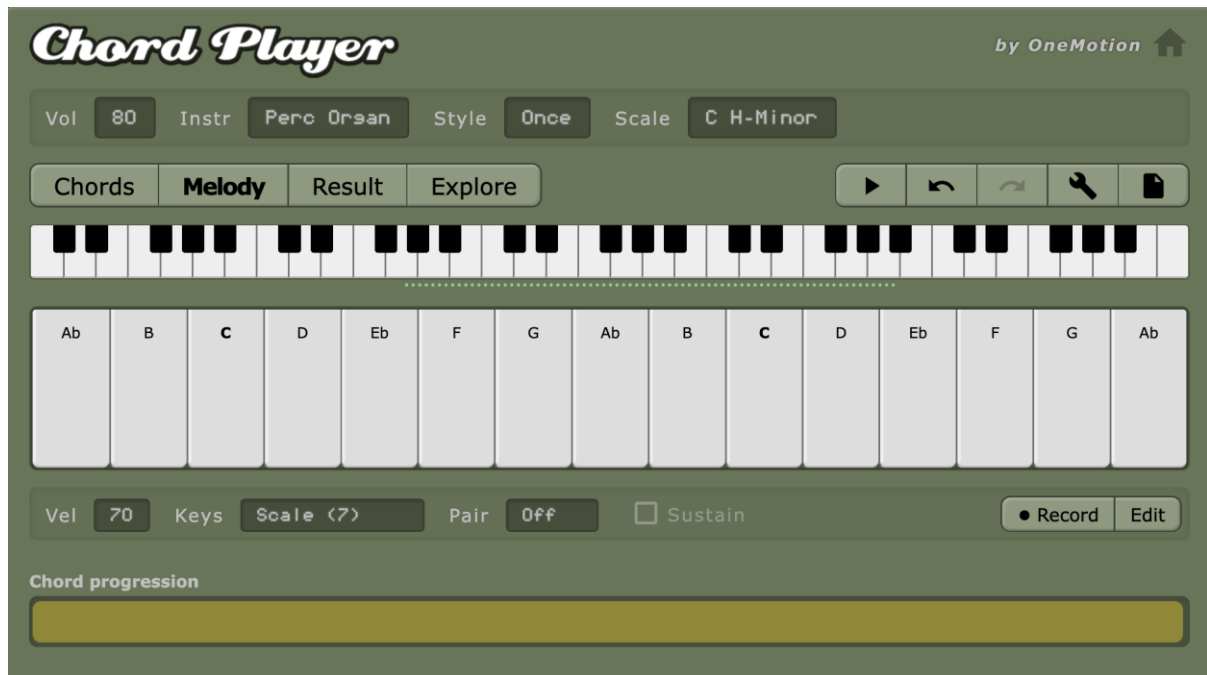
70

☐ Double

OK

Cancel

## MELODY WINDOW



- Velocity: Whatever
- Keys: Scale (7)
- Pair: Off
- Sustain: Only available on certain instruments. Switch it on or off as you want
- Hover over the keys and slide the green slider to play the notes in different octaves
- If your chords are playing automatically in the MAIN WINDOW, you can play over them in the MELODY WINDOW

[LINK TO THE CHORD PLAYER IS HERE](#)